

**TECHNICAL MANUAL**

**ORGANIZATIONAL, DIRECT SUPPORT, AND GENERAL SUPPORT  
MAINTENANCE REPAIR PARTS AND SPECIAL TOOLS LIST  
(INCLUDING DEPOT MAINTENANCE REPAIR PARTS AND SPECIAL TOOLS)  
FOR  
CENTRAL OFFICE, TELEPHONE, MANUAL AN/MTC-3  
(NSN 5805-00-542-7275)**

**This copy is a reprint which includes current pages from Change 1.**

CHANGE }  
NO. 1 }

HEADQUARTERS  
DEPARTMENT OF THE ARMY  
WASHINGTON, DC, 26 March 1981

**Organizational, Direct Support, and General Support  
Maintenance Repair Parts and Special Tools Lists  
(Including Depot Maintenance Repair Parts and Special Tools)  
For  
CENTRAL OFFICE, TELEPHONE, MANUAL AN/MTC-3  
(NSN 5805-00-542-7275)**

TM 11-5805-202-24P, 2 February 1977, is changed as follows:

1. Remove old pages and insert new pages as indicated below.
2. New or changed material is indicated by a vertical bar in the margin of the page.

<i>Remove Pages</i>	<i>Insert Pages</i>
i .....	i/(ii blank)
1 and 2 3/4 blank .....	1, 2, and 3/(4 blank)
7 and 8 .....	7 and 8
15 and 16 .....	15 and 16
19 .....	19/(20 blank)

3. File this change sheet in front of the publication for reference purposes.

By Order of the Secretary of the Army:

E. C. MEYER  
General, United States Army  
Chief of Staff

Official:

J. C. PENNINGTON  
Major General, United States Army  
The Adjutant General

Distribution:

*Active Army:*

HISA (Ft Monmouth) (21)  
USAINSCOM (2)  
COE (1)  
TSG (1)  
USAARENBD (1)  
DARCOM (1)  
TRADOC (1)  
OS MAJ COMD (4)  
TECOM (2)  
USACC (4)  
MDW (1)  
Armies (2)  
CORPS (2)  
Svc Colleges (1)  
UASIGS (5)  
USAADS (2)  
USAFAS (2)

USAARMS (2)  
USAIS (2)  
USAES (2)  
USAICS (3)  
MAAG (1)  
USARMIS (1)  
USAERDAA (1)  
USAERDAW (1)  
USA Dep (1)  
Sig Sec USA Dep (1)  
Ft Carson (5)  
Ft Gillem (10)  
Ft Gordon (10)  
Ft Richardson (CERCOM Ofc) (2)  
Army Dep (1) except  
SAAD (20)  
SHAD (2)

Toad (14)  
Units org under fol TOE:  
7 (1)  
11-35 (1)  
11-85 (1)  
11-86 (1)  
11-97 (1)  
11-98 (1)  
11-117 (1)  
11-127 (1)  
11-137 (1)  
11-500 (AA-AC) (1)  
17- (1)  
29-134 (1)  
29-136 (1)  
29-207 (2)  
29-610 (2)

NG: State AG (0) Units-None

USAR: None

For explanation of abbreviations used, see AR 310-50

**ORGANIZATIONAL, DIRECT SUPPORT, AND GENERAL SUPPORT  
 MAINTENANCE REPAIR PARTS AND SPECIAL TOOLS LISTS  
 (INCLUDING DEPOT MAINTENANCE REPAIR PARTS AND SPECIAL TOOLS)  
 FOR  
 CENTRAL OFFICE, TELEPHONE, MANUAL AN/MTC-3  
 (NSN 5805-00-542-7275)  
 Current as of 14 October 1976**

**REPORTING ERRORS AND RECOMMENDING IMPROVEMENTS**

You can help improve this manual. If you find any mistakes or if you know of a way to improve the procedures, please let us know. Mail your letter, DA Form 2028 (Recommended Changes to Publications and Blank Forms), or DA Form 2028-2 located in back of this manual direct to Commander, US Army Communications and Electronics Materiel Readiness Command, ATTN: DRSELME-MQ, Fort Monmouth, NJ 07703. In either case, a reply will be furnished direct to you.

**Table of Contents**

		Page	Illus Figure
Section I.	Introduction .....	1	
	II. Repair parts list .....	5	
Group 00	Central Office, Telephone Manual AN/MTC-3 .....	5	1
01	Shelters, Electrical Equipment S-175/MTC-3 or S-175/MTC3, S-175B/MTC-3, S-175C/MTC-3.....	5	1 - 7
02	Distribution Box J-1077A/U (See TM 1-6110-201-12P and TM 11-6110-201-34P for parts)		
03	Intercommunication Stations LS-147A/FI, LS-147B/FI, LS-147C/FI (See TM 11-5830-221-24P for parts)		
04	Switch Box SA-331/U (See TM 11-5930-201-14P for parts)		
05	Reel Units RL-31A, RL-31B, RL-31C, RL-31E (See TM 11-3895-202-24P for parts)		
06	Switchboard, Telephone Manual SB-86/P (See TM 11-5805-304-24P for parts)		
07	Telephone Set TA312/PT (See TM 11-5805-201-20P and TM 11-5805-20134P for parts)		
Section III.	Special tools list (Not applicable).....		
IV.	National stock number and part number index.....	18	

\*This manual supersedes TM 11-5805-202-25P, 30 April 1969.

**SECTION I  
INTRODUCTION**

---

**1. Scope**

This manual lists repair parts and special tools required for performance of organizational, direct support, and general support maintenance of the AN/MTC-3.

**2. General**

This Repair Parts and Special Tools List is divided into the following sections:

*a. Section II. Repair Parts List.* A list of repair parts authorized for use in the performance of maintenance. The list also included parts which must be removed for replacement of the authorized parts. Parts lists are composed of functional groups in ascending numerical sequence, with the parts in each group listed in figure and item number sequence.

*b. Section III. Special tools List.* Not applicable.

*c. Section IV. National Stock Number and Part Number Index.* A list, in ascending National item identification number (NIIN, last 9 digits) sequence, of all National stock numbers appearing in the listings, followed by a list, in alphameric sequence, of all part numbers appearing in the listings. National stock numbers and part numbers are cross-referenced to each illustration figure and item number appearance.

**3. Explanation of Columns**

The following provides an explanation of columns found in the tabular listings:

*a. Illustration.* This column is divided as follows:

(1) *Figure number.* Indicates the figure number of the illustration in which the item is shown.

(2) *Item number.* The number used to identify each item called out in the illustration.

*b. Source, Maintenance, and Recoverability Codes (SMR).*

(1) *Source code.* Source codes are assigned to support items to indicate the manner of acquiring support items for maintenance, repair, or overhaul of end items. Source codes are entered in the first and second positions of the Uniform SMR Code format as follows:

<i>Code</i>	<i>Definition</i>
-------------	-------------------

PA - Item procured and stocked for anticipated or known usage.

XD - A support item that is not stocked. When required, item will be procured through normal supply channels.

**NOTE**

Cannibalization or salvage may be used as a source of supply for any items source coded above except those coded XA, XD, and aircraft support items as restricted by AR 700-42.

(2) *Maintenance code.* Maintenance codes are assigned to indicate the levels of maintenance authorized to USE and REPAIR support items. The maintenance codes are entered in the third and fourth positions of the Uniform SMR Code format as follows:

(a) The maintenance code entered in the third position will indicate the lowest maintenance level authorized to remove, replace, and use the support item. The maintenance code entered in the third position will indicate one of the following levels of maintenance:

<i>Code</i>	<i>Application/Explanation</i>
-------------	--------------------------------

O - Support item is removed, replaced, used at the organizational level.

F - Support item is removed, replaced, used at the direct support level.

(b) The maintenance code entered in the fourth position indicates whether the item is to be repaired and identifies the lowest maintenance level with the capability to perform complete repair (i.e., all authorized maintenance functions). This position will contain one of the following maintenance codes:

<i>Code</i>	<i>Application/Explanation</i>
-------------	--------------------------------

F - The lowest maintenance level capable of complete repair of the support item is the direct support level.

H - The lowest maintenance level capable of complete repair of the support item is the general support level.

Z - Nonreparable. No repair is authorized.

(3) *Recoverability code.* Recoverability codes are assigned to support items to indicate the disposition action on unserviceable items. The recoverability code is entered in the fifth position of the Uniform SMR Code format as follows:

*Recoverability codes*

*Definition*

- Z - Nonreparable item. When unserviceable, condemn and dispose at the level indicated in position 3.
- F - Repairable item. When uneconomically repairable, condemn and dispose at the direct support level.
- H - Repairable item. When uneconomically repairable, condemn and dispose at the general support level.
- D - Repairable item. When beyond lower level repair capability, return to depot. Condemnation and disposal not authorized below depot level.

c. *National Stock Number.* Indicates the National stock number assigned to the item and will be used for requisitioning purposes.

d. *Part Number.* Indicates the primary number used by the manufacturer (individual, company, firm, corporation, or Government activity) which controls the design and characteristics of the item by means of its engineering drawings, specifications standards, and inspection requirements, to identify an item or range of items.

**NOTE**

When a stock numbered item is requisitioned, the repair part received may have a different part number than the part being replaced.

e. *Federal Supply Code for Manufacturer (FSCM).* The FSCM is a 5-digit numeric code listed in SB 708-41/42 which is used to identify the manufacturer, distributor, or Government agency, etc.

f. *Description.* Indicates the Federal item name and if required, a minimum description to identify the item.

g. *Unit of Measure (UIM).* Indicates the standard of the basic quantity of the listed item as used in performing the actual maintenance function. This measure is expressed by a two-character alphabetical abbreviation (e.g., ea, in, pr, etc.). When the unit of measure differs from the unit of issue, the lowest unit of issue that will satisfy the required units of measure will be requisitioned.

h. *Quantity Incorporated in Unit.* Indicates the quantity of the item used in the breakout shown on the illustration figure, which is prepared for a functional group, subfunctional group, or an assembly.

**4. Special Information**

a. The following publications pertain to the AN/MTC-3 and its components:

- TM 11-362, Reel Units RL-31, RL-31B, RL-31C, RL-31D, and RL-31E
- TM 11-2134, Manual Telephone Switchboard SB-85/P Installation and Operation
- TM 11-2300-36915-1, Installation of Telephone Sets TA-312/PT and TA-1/PT with Reel Equipment CE-11 in Gun, AAA-20MM, XM-167
- TM 11-3895-202-24P, Reel Units RL-31, RL-31B, RL-31C, RL-31D, and RL-31E
- TM 11-4134, Manual Telephone Switchboard SB-86/P
- TM 11-5805-201-12, Telephone Set TA-312/PT
- TM 11-5805-201-20P, Telephone Set TA-312/PT
- TM 11-5805-201-34P, Telephone Set TA-312/PT
- TM 11-5805-201-35, Telephone Set TA-312/PT
- TM 11-5805-202-15, Central Office, Telephone Manual AN/MTC-3
- TM 11-5805-304-24P, Manual Telephone Switchboard SB-86/PT
- TM 1-5830-221-12, Intercommunication Stations LS-147A/FI, LS-147B/FI, LS-147C/FI, and LS-147D/FI
- TM 11-5830-221-24P, Intercommunications Station LS-147C/FI
- TM 11-5830-221-35, Intercommunication Stations LS-147A/FI, LS-147B/FI, LS-147CLFI, and LS-147D/FI
- TM 11-5930-201-14P, Switch Box SA-331/U
- TM 11-6110-201-12P, Distribution Boxes J-1077/U and J-1077A/U
- TM 11-6110-201-34P, Distribution Boxes J-1077/U and J-1077A/U
- TM 11-6110-201-50, Distribution Boxes J-107/U and J-1077A/U

b. Action change codes indicated in the left-hand margin of the listing page denote the following:

- N - Indicates an added item.
- C - Indicates a change in data
- R - Indicates a change in NSN only.

**5. How to Locate Repair Parts**

a. When National stock number or part number is unknown.

(1) *First.* Using the table of contents, determine the functional group within which the repair part belongs. This is necessary since illustrations are prepared for functional groups and listings are divided into the same groups.

(2) *Second.* Find the illustration covering the functional group to which the repair part belongs.

(3) *Third.* Identify the repair part on the illustration and note the illustration figure and item number of the repair part.

(4) *Fourth.* Using the Repair Parts Listing, find the figure and item number noted on the illustration.

b. When National stock number or part number is known.

(1) *First.* Using the Index of National Stock Numbers and Part Numbers, find the pertinent National stock number or part number. This index is in ascending NIIN sequence followed by a list of part numbers in ascending alphameric sequence, cross-referenced to the illustration figure number and item number.

(2) *Second.* After finding the figure and item number, locate the figure and item number in the repair parts list.

**6. Abbreviations**

Not applicable.

**(Next printed page is 5)**

**Change 1 3**

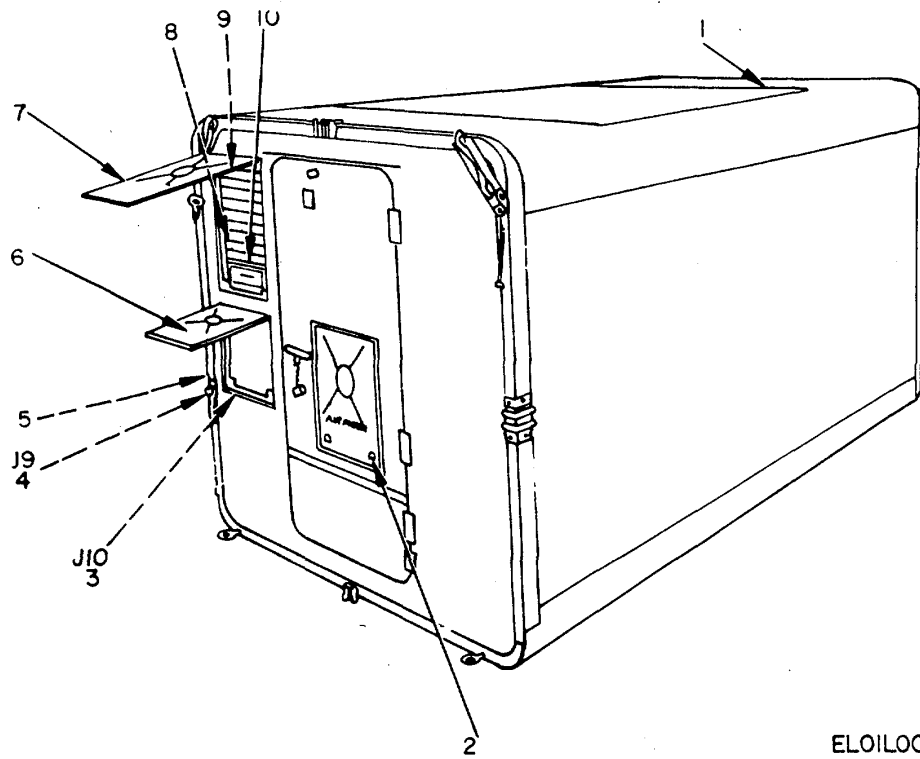


Figure 1. Central Office, Telephone, Manual AN/MTC-3

(1) ILLUSTRATION		(2)	(3)	(4)	(5)	(6)	(7)	(8)
(a) FIG NO	(b) ITEM NO	SMR CODE	NATIONAL STOCK NUMBER	PART NUMBER	FSCM	DESCRIPTION  <i>USABLE ON CODE</i>	U/M	QTY NO IN UNIT
						GROUP 00 CENTRAL OFFICE TELEPHONE, MANUAL AN/MTC-3		
1	1	XOOFH	5410-00-649-8081	S175MTC3	80058	SHELTER, ELECTRICAL EQUIPMENT OR	EA	1
1	1	XOOFH		S175MTC3	80058	SHELTER, ELECTRICAL EQUIPMENT OR	EA	1
1	1	XOOFH		S175MTC3	80058	SHELTER, ELECTRICAL EQUIPMENT OR	EA	1
1	1	XOOFH		S175MTC3	80058	SHELTER, ELECTRICAL EQUIPMENT	EA	1
						GROUP 01 SHELTER ELECTRICAL EQUIPMENT S-175		
1	2	PAOZZ	5325-00-290-4345	SMB370529	80063	LOCKSPRING, TURNLOCKFASTENER USED ON S175MTC3,S174AMTC3, S1758MTC3	EA	7
1	3	PAOZZ	5935-00-666-4512	AM89-232-25	02660	CONNECTOR, RECEPTACLE, ELECTRICAL USED ON S175MTC3,S175AMTC3,S175BMT3,S175CMT3	EA	1
1	4	PAOZZ	5935-00-537-4253	AM89-232-2P	02660	CONNECTOR,RECEPTACLE,ELECTRICAL USED ON S175MTC3,S175AMTC3,S175BMT3,S175CMT3	EA	1
1	5	PAOZZ	5940-00-681-9807	SMB363337	80063	TERMINAL, STUD USED ON S175MTC3,S175AMTC3,S175BMT3,S175CMT3	EA	2
1	6	PAOHH	5340-00-070-5496	SMD475490	80063	DOOR ASSEMBLY USED ON S175CMT3	EA	1
1	7	XDOHH		SMD475495	80063	DOOR ASSEMBLY USED ON S175CMT3	EA	1
1	8	PAOHH	5970-00-869-6263	SCC76202-1	80063	CAP,ELECTRICAL USED ON S175MTC3,S175AMTC3,S175BMT3,S175CMT3	EA	20
1	9	PAOZZ	5805-00-707-6823	SMB63343	80063	LID,SUPPORT USED ON S175MTC3,S175AMTC3,S175BMT3	EA	
1	10	PAOZZ	5940-00-283-5386	U106U	80058	POST,BINDING USED ON S175MTC3,S175AMTC3,S175BMT3,S175CMT3	EA	20





SECTION II

(1) ILLUSTRATION		(2)	(3)	(4)	(5)	(6)	(7)	(8)
(a) FIG NO.	(b) ITEM NO.	SMR CODE	NATIONAL STOCK NUMBER	FSCM	PART NUMBER	DESCRIPTION  USABLE ON CODE	U/M	QTY INC IN UNIT
2	1	XDOZZ		60399	710-412-1	IMPELLER, FAN, CENTRIFIGUL USED ON S175BMTc, S175AMTC3, S175BMTc3	EA	2
2	1	XDOZZ		60399	AA710416	IMPELLER, FAN CENTRIFIGUL USED al ON S175CMTc3	EA	2
2	2	PAOZZ	6105-00-561-6321	80063	SMB363853	MOTOR, ALTERNATING CURRENT	EA	2
2	3	PAOZZ	5325-00-753-3735	80063	SMB335504	STUD, TURNLOCK, FASTNER	EA	3
2	4	PAOHH	6625-00-892-5315	81349	MR36W050ACSBECR	AMMETER	EA	1
2	5	PAOZZ	6625-00-618-2366	81349	MR36W150ACVVR	VOLTMETER	EA	1
2	6	PAOZZ	5950-00-892-8226	80083	SMB364365	TRANSFORMER, CURRENT	EA	1
2	7	XDOZZ	5925-00-703-6084	88437	QO-250	CIRCUIT BREAKER USED ON S175AMTC3,S175BMTc3, S175CMTc3	EA	1
2	8	PAOZZ	5 925-00-815-6657	88434	QO-1515	CIRCUIT BREAKER D a S175MTC3,S175AMTC3, S175BMTc3	EA	2
2	9	PAOZZ	5930-00-736-5202	17465	10172H334H	CIRCUIT BREAKER USED ON S175AMTC3, S175BMTc3	EA	2
2	10	PAOFF	5925-00-818-4811	88434	QO-115	CIRCUIT BREAKER	EA	2
2	11	PAOHH	5805-00-707-6822	80063	SMD363308	DOOR ASSEMBLY USED ON S175MTC3, S175AMTC3, S175BMTc3	EA	
2	12	PAOZZ	5930-00-705-9131	80063	SMB364936	SWITCH, ROTARY USED ON S175MTC3	EA	1
2	13	PAOZZ	6105-00-726-8686	24455	5DSP51A1L24C	MOTOR, ALTERNATING CURRENT	EA	2
2	14	PAOZZ	4140-00-765-7748	80063	SMB370091	D IMPELLER , FAN, AXIAL USED al ON S175MTC3	EA	
2	14	PAOZZ	4250-00- 792-8398	12436	666143-703	IMPELLER, FAN, AXIAL SELECT USED ON S175AMTC3, S175BMTc3	EA	2
2	15	PAOZZ	6645-00-950-8599	81349	C3956	CLOCK AIRCRAFT MECHANICAL	EA	1
2	16	PAOZZ	5325-00-285-3371	72794	S4-255	LOCKSPRING, TURNLOCK, FASTENER	EA	1
2	17	PAOZZ	6230-00-729-9614	23572	2106-7	LANTERN, ELECTRIC	EA	1
2	18	PAOZZ	6135-00-120-1020	81349	BA30	BATTERY	EA	1
2	19	PAOZZ	5930-00-669-7465	80063	SMB364545	SWITCH, SENSITIVIE USED ON S175MTC3, S175AMTC3, S175BMTc3	EA	1
2	20	XDOZZ	SMD363519	80063	SMD363519	CURTAIN, BLACKOUT SELECT USED ON S175MTC3, S175AMTC3, S175BMTc3,	EA	1
2	20	XDOZZ	SMC475354	80063	SMC475354	CURTAIN, BLACKOUT SELSECT USED ON S175CMTc3	EA	1
2	21	PAOZZ	5935-00-577-8804	80058	UG1312U	ADAPTER , CONNECTOR	EA	2
2	22	PAOZZ	7230-00-765-2351	80063	SMD365465	CURTAIN, BLACKOUT SELECT USED ON S175MTC3, S175AMTC3, S175BMTc3	EA	1
2	22	PAOZZ	7230-00-969-9001	80063	SMD475348	CURTAIN BLACKOUT SELECT USED ON S175CMTc3	EA	1
2	23	PAOZZ	6250-00-682-3463	80063	SMB364505	LAMPHOLDER	EA	1
2	24	PAOZZ	6240 -00-223-9104	08108	NE40	LAMP, GLOW	EA	1
2	25	PAOZZ	5930-00-837-3665	91929	BZ2RQ181	SWITCH, SENSITIVE USED ON S175CNT3	EA	1
2	26	XDOHH	SMD363399	80063	SMD363359	DOOR ASSEMBLY USED ON	EA	1
2	27	PAOZZ	5905-00-192-3978	81349	RC20GF303J	RESISTOR, FIXED, COMPOSITION	EA	6
2	28	PAOZZ	5995-00681-8470	80063	SCB335582	CORD ASSEMBLY, ELECTRICAL	EA	1
2	29	PAOZZ	5355-00-682-6806	75212	1600	KNOB USED ON S175MTC3	EA	1
2	30	PAOZZ	5930-00-615-9376	15605	7562K4	SWITCH,TOGGLE USED ON S175AMTC3,S175BMTc3, S175CMTc3	EA	2
2	31	PAOZZ	5940-00-707-1313	93410	SM4	SWITCH,THERMOSTATIC USED ON S175MTC3	EA	2
2	31	PAOZZ	6680-00-793-9575	65289	H-2727-A	SWITCH,THERMOSTATIC USE ON S175AMTC	EA	2

SECTION II

(1) ILLUSTRATION		(2)	(3)	(4)	(5)	(6)	(7)	(8)
(a) FIG NO.	(b) ITEM NO.	SMR CODE	NATIONAL STOCK NUMBER	FSCM	PART NUMBER	DESCRIPTION  <i>USABLE ON CODE</i>	U/M	QTY INC IN UNIT
2	32	PAOZZ	5820-00-706-7185	80063	SMB370093	HEATING ELEMENT ELECTRICAL USED ON S175MTC3	EA	2
2	33	PAOZZ	4540-00-404-9232	72143	395AE	HEATING ELEMENT ELECTRIC USED ON S175AMTC3 S175BMTC3,S175CMTC3	EA	2
2	34	PAOZZ	5930-00-682-0349	80063	SMB370087	SWITCH,THERMOSTATIC USED ON S175MTC3	EA	2
2	35	PAOZZ	5110-00-293-2336	81349	GGGA926	AXE,SINGLE BIT	EA	1
2	36	PAOZZ	5120-00-251-4489	81349	GGGH86	HAMMER,SLEDGE	EA	1
2	37	XDOHH	5995-00-681-8449	80063	SCDL363182	CORD ASSEMBLY,ELECTRICAL	EA	2
2	38	PAOZZ	5935-00-683-2746	81349	JJ034	JACK,TELEPHONE	EA	3
2	39	PAOZZ	5970-00-681-9896	80060	SMB335557	INSULATOR,BUSHING USED ON S175MC2,S175AMTC3 S175BMTC3	EA	3

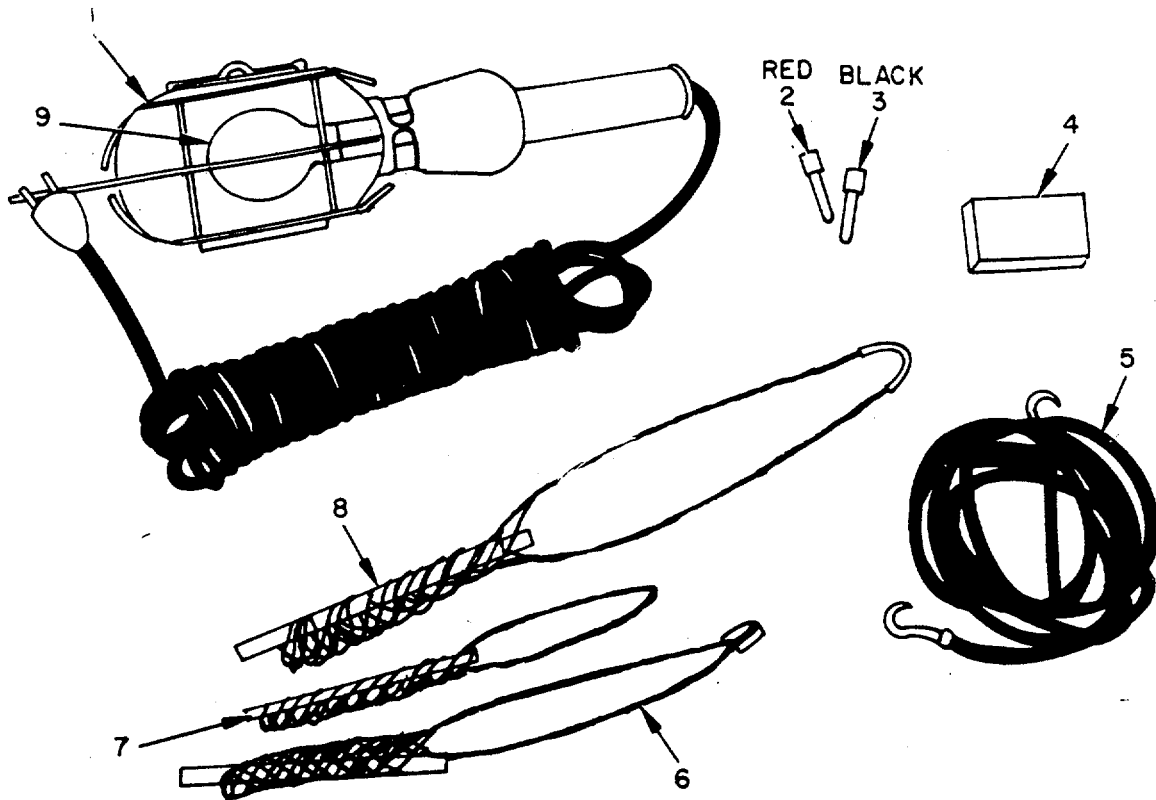


Figure 3. Shelter Electrical Equipment S-175,S175A,B,C/MTC-3 (Miscellaneous Components).

(1) ILLUSTRATION (a) (b)		(2)	(3)	(4)	(5)	(6) DESCRIPTION	(7)	(8)
FIG NO	ITEM NO	SMR CODE	NATIONAL STOCK NUMBER	PART NUMBER	FSCM	USABLE ON CODE	U/M	QTY NO IN UNIT
3	1	PAOZZ	6230-00-115-2687	SCC39496	80063	LIGHT, EXTENSION USED ON S175MTC3, S175AMTC3, S175BMTC3, S175CMTC3	EA	1
3	2	PAOZZ	5935-00-153-6283	SMB335432	80063	DUMMY PLUG, TELEPHONE RED USED ON S175MTC3, S175AMTC3, S175BMTC3, S175CMTC3	EA	10
3	3	PAOZZ	5935-00-162-6288	SMB335431	80063	DUMMY PLUG, TELEPHONE BLACK USED ON S175MTC3, S175AMTC3, S175BMTC3, S175CMTC3	EA	25
3	4	PAOZZ	5935-00-162-6288	SMB335431	80063	DUMMY PLUG, TELEPHONE BLACK USED ON S175MTC3, S175AMTC3, S175BMTC3, S175CMTC3	EA	1000
3	5	PAOZZ	7530-00-952-6802	SMB365428	80063	CARD INDEX USED ON S175MTC3, S175AMTC3, S175BMTC3, S175CMTC3	EA	1
3	6	PAOZZ	7530-00-952-6802	SMB365428	80063	CARD INDEX USED ON S175MTC3, S175AMTC3, S175BMTC3, S175CMTC3	EA	5
3	7	PAOZZ	5410-00-752-2525	SMB352166C	80063	LEAD, ELECTRICAL USED ON S175MTC3, S175AMTC3, S175BMTC3, S175CMTC3	EA	4
3	8	PAOZZ	5410-00-752-2525	SMB352166C	80063	LEAD, ELECTRICAL USED ON S175MTC3, S175AMTC3, S175BMTC3, S175CMTC3	EA	20
3	9	PAOZZ	5120-00-776-9917	SMB335430	80063	GRIP, CABLE, WOVEN USED ON S175MTC3, S175AMTC3, SA75BMTC3, S175CMTC3	EA	1
3	7	PAOZZ	5120-00-752-8859	SMB335784	80063	GRIP, CABLE, WOVEN USED ON S175MTC3, S175AMTC3, S175BMTC3	EA	1
3	8	PAOZZ	5120-00-776-9918	SMB335429	80063	GRIP, CABLE, WOVEN USED ON S175MTC3, S175AMTC3, S175BMTC3, S175CMTC3	EA	1
3	9	PAOZZ	6248-00-143-3070	SOARS	24455	LAMP, INCANDESCENT USED ON S175MTC3, S175AMTC3, S175BMTC3	EA	1

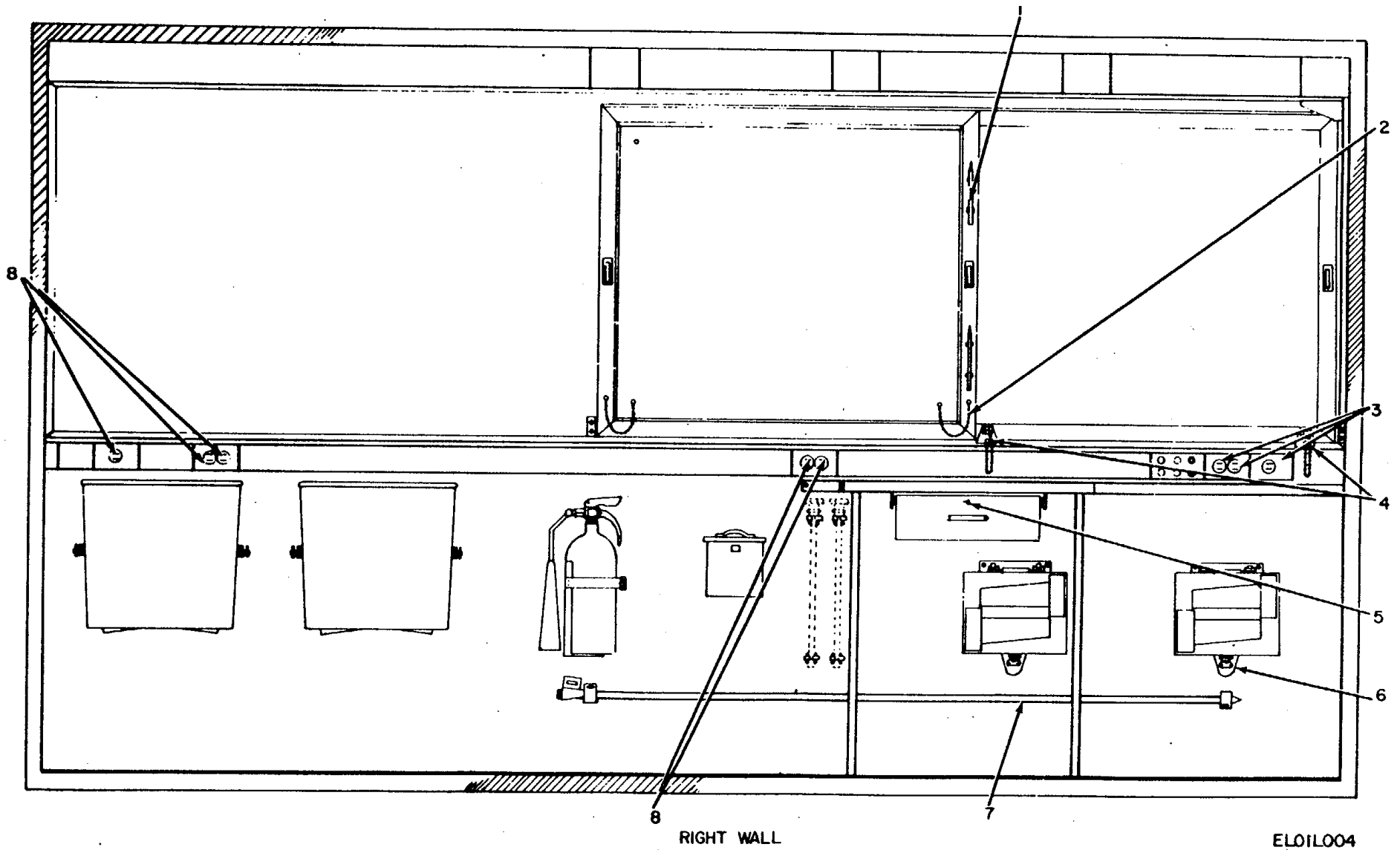


Figure 4. Shelter Electrical Equipment S-175,S175A,B,C,/MTC-3, Right Wall.

SECTION II

TM11-5805-202-24P

(1) ILLUSTRATION		(2)	(3)	(4)	(5)	(6)	(7)	(8)
(a) FIG NO	(b) ITEM NO.	SMR CODE	NATIONAL STOCK NUMBER	PART NUMBER	FSCM	DESCRIPTION  USABLE ON CODE	U/M	QTY INC IN UNIT
4	1	PAOZZ	5999-0C-195-9698	SN634213	00063	CLIP, SPRING TENSION USED ON S175MTC3, S175AMTC3, S175BMTC3, S175CMTC3.....	EA	6
4	2	PAOZZ	4030-00-267-7024	SMB364618	800631	FASTENER, BEAD CHAIN USED ON S175MTC3, S175AMTC3, S175BMTC3, S175CMTC3.....	EA	12
4	3	PAOZZ	5935-00-359-6025	SMB364698	800631	CONNECTOR, RECEPTACLE, ELECTRICAL USED ON S175MTC3, S175AMTC3, S175BMTC3 S175CMTC3.....	EA	3
4	4	XDOZZ		55-225	72794	LOCKSPRING, TURNLOCK. FASTENER USED ON S175MTC3, S175AMTC3, S175BMTC3.....	EA	2
4	5	PAOZZ	5325-00-25-3377	S4250	72794	LOCKSPRING, TURNLOCK. FASTENER USED ON S175CMTC3.....	EA	1
4	6	XDOZZ		56A250	72794	LOCKSPRING, TURNLOCK. FASTENER USED ON S175CMTC3.....	EA	3
4	8	PAOZZ	5975-00-224-5260	MX148G	80058	ROD, GROUND USED ON S175MTC3, S175AMTC3, S175BMTC3, S175CMTC3.....	EA	1
4	8	PAOZZ	5935-00-045-9831	U1868G	80058	CONNECTOR, RECEPTACLE USED ON S175MTC3, S175AMTC3, S1758MTC3, S175CMTC3	EA	5

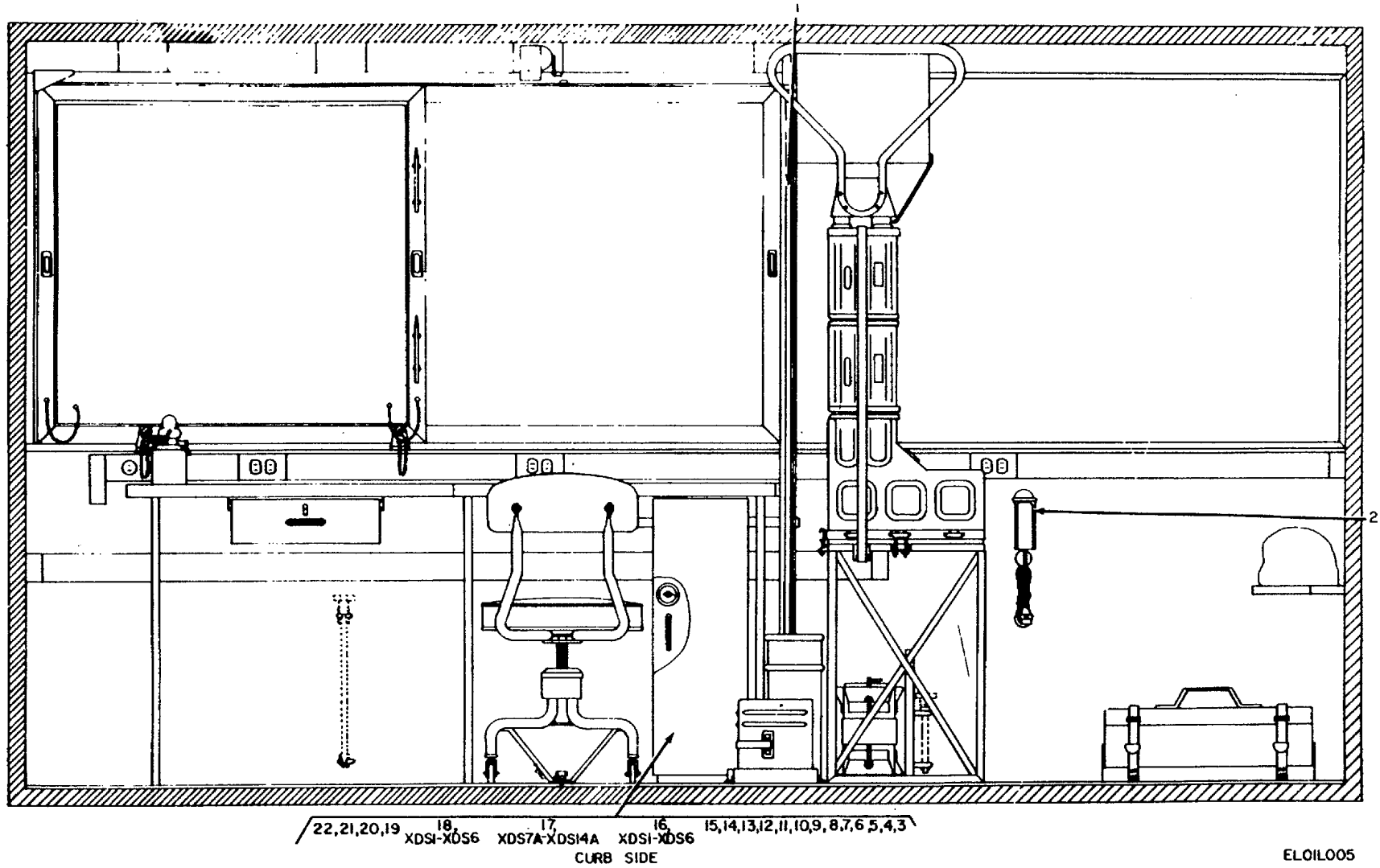


Figure 5. Shelter Electrical Equipment S-175,S175A,B,C.TC-3 Curb Side.

## SECTION II

TM11-5805-202-24P

(1) ILLUSTRATION		(2)	(3)	(4)	(5)	(6)	(7)	(8)
(a) FIG NO	(b) ITEM NO.	SMR CODE	NATIONAL STOCK NUMBER	PART NUMBER	FSCM	DESCRIPTION  USABLE ON CODE	U/M	QTY INC IN UNIT
5	1	XDOZZ		SMC363204	80063	CURTAIN, BLACKOUT USED ON S175MTC3, S175MTC3, S175AMTC3, S175BMTC3, S175CMTC3	EA	1
5	2	PAOZZ	5975-00-682-0519	SMB363104	80063	HANGER, CABLE USED ON S175MTC3, S175AMTC3, S175BMTC3, S175CMTC3 .....	EA	2
5	3	PAOZZ	6250-00-804-3449	89G4570	24455	BALLAST, LAMP USED ON S175MTC3, S175AMTC3, S175BMTC3, S175CMTC3 .....	EA	8
5	4	PAOZZ	5975-00-682-0461	112	04009	BUSHING, ELECTRICAL CONNECTOR USED ON S175MTC3, S175AMTC3, S175BMTC3, S175CMTC3EA	2	
5	5	XDOZZ		891	44094	BUSHING, ELECTRICAL CONNECTOR USED ON S175MTC3.....	EA	2
5	6	XDOZZ		SMB364420	80063	CLAMP, ELECTRICAL USED ON S175MTC3, S175AMTC3, S175BMTC3.....	EA	1
5	7	PAOZZ	5935-00-552-4490	UP12OM	81349	CONNECTOR, PLUG, ELECTRICAL USED ON S175MTC3, S175AMTC3, S175BMTC3, S175CMTC3	EA	2
5	8	PAOZZ	5935-00-088-5887	SCB76446-2	80063	CONNECTOR, PLUG, ELECTRICAL USED ON S175MTC3, S175AMTC3, S175BMTC3, S175CMTC3	EA	2
5	9	PAOZZ	5935-00-168-1345	SCB76446-1	80063	CONNECTOR, PLUG, ELECTRICAL USED ON S175MTC3, S175AMTC3, S175BMTC3, S175CMTC3		
5	9	PAOZZ	4030-00-805-1068	10A	70892	FASTENER, BEAD CHAIN USED ON S175MTC3, S175AMTC3, S175BMTC3, S175CMTC3	EA	24
5	10	PAOZZ	5935-00-644-8597	SMB364496	80063	CONNECTOR, RECEPTACLE, ELECTRICAL USED ON S175MTC3, S175ATC3, S175BMTC3, S175CMTC3 ..	EA	9
5	11	PAOZZ	5935-00-577-8846	U185BG	80058	CONNECTOR, PLUG, ELECTRICAL .....	EA	20
5	12	PAOZZ	5975-00-682-0476	585	73584	GASKET USED ON S175MTC3, S175AMTC3, S175BMTC3 .....	EA	3
5	13	PAOZZ	5310-00-682-4623	SMB335556	80063	INSULATOR, BUSHING USED ON S175MTC3, S175AMTC3, S175BMTC3 .....	EA	3
5	14	PAOZZ	6240-00-270-4286	21	81349	LAMP, GLOW USED ON S175MTC3, S175AMTC3, S175BMTC3, S175CMTC3 .....	EA	6
5	15	PAOZZ	6240-00-155-7786	PRC2	24455	LAMP, INCANDESCENT USED ON S175MTC3. S175AMTC3, S175BMTC3, S175CMTC3.....	EA	1
5	16	PAOZZ	6210-00-231-4650	50M	72765	LAMPHOLDER USED ON S175MTC3, S175AMTC3, S175BMTC3 .....	EA	6
5	17	PAOZZ	6250-00-299-6093	SMB364291	80063	LAMPHOLDER USED ON S175MTC3, S175AMTC3, S175BMTC3, S175CMTC3 .....	EA	8
5	18	PAOZZ	6250-00-299-7229	10-06	72619	LAMPHOLDER USED ON S175CMTC3.....	EA	6
5	19	PAOZZ	5325-00-202-4073	SMB364228	80063	STUD, SNAP FASTENER USED ON S175MTC3, S175AMTC3, S175BMTC3.....	EA	12
5	20	PAOZZ	5930-00-865-6101	5521-1	03497	SWITCH, TOGGLE USED ON S175MTC3, S175AMTC3, S175BMTC3, S175CMTC3.....	EA	4
5	21	PAOZZ	5940-00-702-7256	SM335427	80063	TERMINAL LUG USED ON S175MTC3, S175AMTC3, S175BMTC3, S175CMTC3 .....	EA	2
5	22	PAOZZ	6680-00-793-9575	M2727A	65289	SWITCH, THERMOSTATIC USED ON S175AMTC3, S175BMTC3, S175CMTC3 .....	EA	2

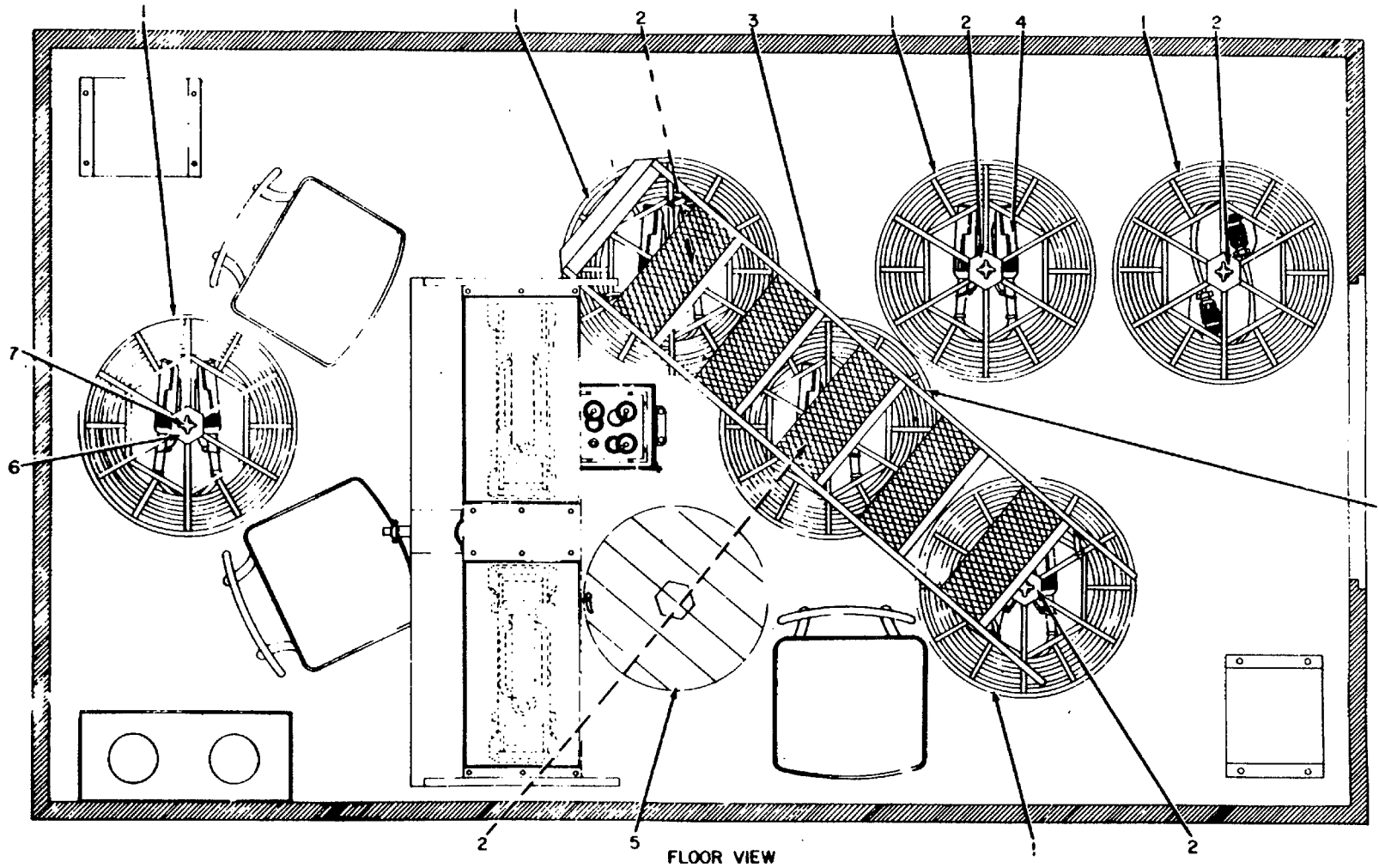


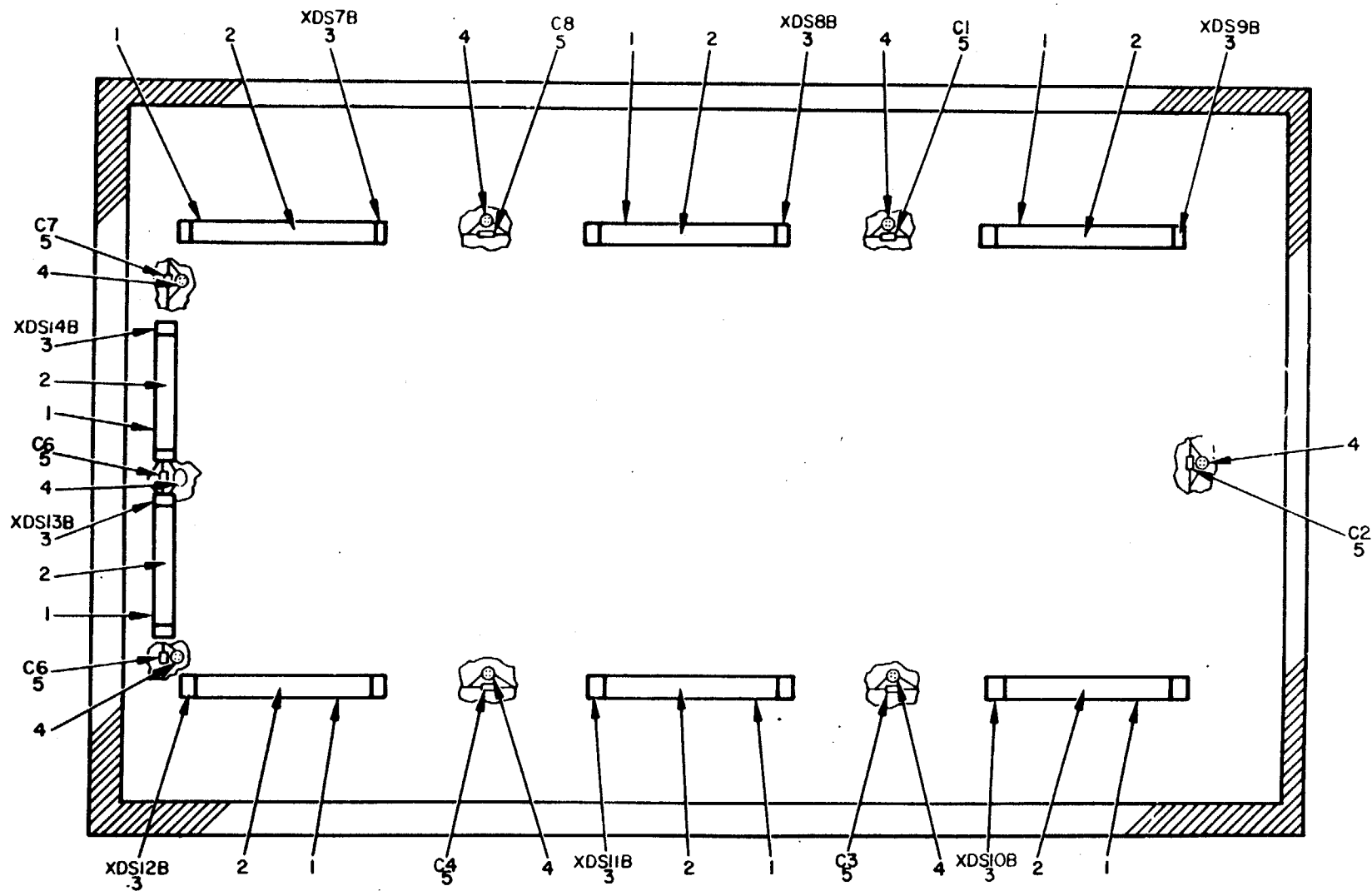
Figure 6. Shelter Electrical Equipment S-175,S175A,B,C/MTC-3 , Floor View.



SECTION II

TM11-5805-202-24P

(1) ILLUSTRATION		(2)	(3)	(4)	(5)	(6)	(7)	(8)
(a) FIG NO	(b) ITEM NO.	SMR CODE	NATIONAL STOCK NUMBER	PART NUMBER	FSCM	DESCRIPTION  USABLE ON CODE	U/M	QTY INC IN UNIT
6	1	PAFZZ	8130-00-61090	RC435U	80058	REEL, CABLE USED ON S175MTC3, 5175AMTC3, S175BTC3, S175CMTC3 .....	EA	6
6	2	PAOZZ	5410-00-714-8488	SMB335772	80063	HOLDER, CABLE, REEL USED ON S175MTC3, S175AMTC3, S175BMTC3, S175CMTC3.....	EA	5
6	3	PAOZZ	2540-00-892-6243	MX3391G	80058	LADDER, VEHICLE BOARDING USED ON S175MTC3, S175AMTC3, S175BMTC3, S175CMTC3.....	EA	1
6	4	PAOZZ	5935-00-729-0778	SMB370076	80063	COVER, ELECTRICAL CONNECTOR USED S175MTC3, S175AMTC3, S175BMTC3 .....	EA	1
6	5	PAOHD	5995-00-985-7569	CX4566AG	80058	CABLE ASSEMBLY, TELEPHONE USED ON S175MTC3, S175AMTC3, S175BMTC3, S175CMTC3	EA	10
6	6	PAOZZ	3895-00-766-8473	SMB363238	80063	HOLDER, CABLE REEL USED ON S175MTC3, S175AMTC3, S175BMTC3, S175CMTC3.....	EA	1
6	7	PAOZZ	5325-00-449-3236	SMB364322	80063	STUD, TURNLOCK, FASTENER USED ON S175MTC3, S175AMTC3, S175BMTC3 .....	EA	6



ELOILO07

Figure 7. Shelter Electrical Equipment S-175,175A,B,C/MTC-3 Ceiling.

SECTION II

TM11-5805-202-24P

(1) ILLUSTRATION		(2)	(3)	(4)	(5)	(6)	(7)	(8)
(a) FIG NO	(b) ITEM NO.	SMR CODE	NATIONAL STOCK NUMBER	PART NUMBER	FSCM	DESCRIPTION  USABLE ON CODE	U/M	QTY INC IN UNIT
7	1	PAOZZ	6240-00-538-8447	F20T12CW	24455	LAMP, FLUORESCENT USED ON S175MTC3, S175MATC3, S175BMTC3, S175CMTC3.....	EA	8
7	2	PAOZZ	6200-00-686-5568	SMB335531	80063	SHIELD, LAMP USED ON S175MTC3, S175AMTC3, SL75BMTC3, S75CMTC3 .....	EA	8
7	3	PAOZZ	6250-00-174-4684	SMB364306	80063	LAMPHOLDER USED ON S175MTC3, S75AMTC3, SL75BMTC3, S175CMTC3 .....	EA	8
7	4	PAOZZ	6250-00-299-2884	FS2	64959	STARTER USED ON S175MTC3, S175AMTC3, S175BMTC3, S175CMTC3 .....	EA	8
7	5	PAOZZ	5910-00-553-6096	SCC33033-4	80063	CAPACITOR, FIXED, PAPER DIELECTRIC USED ON S175MTC3, S175AMTC3, S175BMTC3, S175CMTC3	EA	8

NOTE: LATEST NATIONAL STOCK NUMBER AND PART NUMBER ASSIGNMENTS ARE INCLUDED AT END OF INDEX

STOCK NUMBER	FIGURE NO.	ITEM NO.	STOCK NUMBER	FIGURE NO.	ITEM NO.
5935-00-045-9831	4	8			
5935-00-008-5887	5	8	5975-00-682-0461	5	4
6230-00-115-2687	3	1	5975-00-682-0476	5	12
6135-00-120-1020	2	18	5975-00-682-0519	5	2
6240-00-143-3070	3	9			
6240-00-155-7786	5	15	6250-00-682-3463	2	23
5935-00-162-6283	3	2	5310-00-682-4623	5	13
5935-00-162-6288	3	3	5355-00-682-6806	2	29
5905-00-192-3978	2	27	5935-00-683-2746	2	38
6240-00-223-9104	2	24	6210-00-686-5568	7	2
5975-00-224-5260	4	7	5940-00-702-7256	5	21
6210-00-231-4650	5	16	5930-00-705-9131	2	12
5120-00-251-4489	2	36	5820-00-706-7185	2	32
4030-00-267-7024	4	2	5930-00-107-1313	2	31
6240-00-270-4286	5	14	5805-00-707-6822	2	11
5940-00-283-5386	1	10	5805-00-707-6823	1	9
5325-00-285-3371	2	16	6105-00-726-8684	2	13
5325-00-285-3377	4	5	5935-00-729-0778	6	4
5325-00-290-4345	1	2	6230-00-729-9614	2	17
5110-00-293-2336	2	35	5325-00-753-3735	2	3
6250-00-299-2884	7	4	7230-00-765-2351	2	22
6250-00-299-7229	5	18	4140-00-765-7748	2	14
5935-00-359-6025	4	3	3895-00-766-8473	6	6
4540-00-404-9232	2	33	5120-00-776-9917	3	6
5935-00-537-4253	1	4	5120-00-776-9918	3	8
6240-00-538-8447		1	4520-00-792-8398	2	14
5935-00-552-4490	5	7	6680-00-793-9575	5	22
5910-00-553-6096	7	5	6250-00-804-3449	5	3
5930-00-837-3665	2	25	5925-00-818-4811	2	10
5935-00-577-8804	2	21			
6625-00-618-2366	2	5	5970-00-869-6263	1	8
5410-00-649-8081	1	1	6625-00-892-5315	2	4
8130-00-656-1090	6	1	2540-00-892-6243	6	3
5935-00-666-4512	1	3	5950-00-892-8224	2	6
5930-00-669-7465	2	19	6645-00-950-8599	2	15
5940-00-681-9807	1	5	7530-00-952-6802	3	4
5970-00-681-9896	2	3	7230-00-969-9001	2	22
			5995-00-985-7569	6	5

PART NUMBER	FSCM	FIG. NO.	ITEM NO.	PART NUMBER	FSCM	FIG. NO.	ITEM NO.
AA710416	60399	2	1				
AM89-232-2P	02660	1	4	SMB335421	80063	5	21
AM89-232-2S	02660	1	3	SW8335429	80063	3	8
8A30	81349	2	18	SMB335430	80063	3	6
BZ2RQ181	91929	2	25	SMB335431	80063	3	3
CX4566AG	80058	6	5	SMB335432	80063	3	2
C3956	81349	2	15	SMB335504	80063	2	3
				SMB335531	80063	7	2
FS2	64959	1	4	SMB335556	80063	5	13
F20T12CW	24455	7	1	SMB335557	80060	2	15
GGGA926	81349	2	35	SMB335772	80063	6	2
GGGHS6	81349	2	38	SMB58335784	80063	3	7
				SMB352166C	80063	3	5
H2727A	65289	5	22	SMB363104	80063	5	2
JJ034	81349	2	3	SMN8363238	80063	6	6
MR36W0sOACS8ECR	81349	2	4	SMB363337	80063	1	5
MR36WISOACVVR	81349	2	5	SMB363343	80063	1	9
MXI48G	80058	4	7	SMB363853	80063	2	2
Mx3391G	80058	6	3	SMB364228	80063	5	19
NE40	08108	2	24	SNB364283	80063	4	1
SR8364291	80063	5	17				
PR2	24455	5	15	5N8364306	80063	7	3
Q0-115	88434	2	10	SMB364322	80063	6	2
00-1515	88434	2	8				
00-250	88437	2	7	SM6364365	80063	2	6
RC20GF303J	81349	2	27	SN8364420	80063	5	6
AC435U	80058	6	1	5M8364496	80063	5	10
				SMB364505	80063	2	23
SC8335582	80063	2	28	SMB364545	80063	2	19
				SMB6364618	80063	4	2
SCB76446-1	80063	5	9	SMB364698	80063	4	3
SC876446-2	80063	5	8	SMB364936	80063	2	12
SCC33033-4	80063	7	5	S58365428	80063	3	4
SCC539496	80063	3	1	S08370076	80063	6	4
SCC76202-1	80063	1	8				
SCDL3631B2	80063	2	37				

SECTION IV PART NUMBER	NATIONAL STOCK NUMBER AND PART NUMBER INDEX				TM11-5805-202-24P		
	FSCM	FIG. NO.	ITEM NO.	PART NUMBER	FSCM	FIG. NO.	ITEM NO.
SMB370091	80063	2	14	UP120M	81349	5	7
SMB370092	80063	2	32	U106U	80058	1	10
SMB370529	80063	1	2	U185BG	80058	5	11
				U186BG	80058	4	8
SMB363204	80063	5	1	10-06	72619	5	18
O1A	70892	5	9				
51C475354	80063	2	20	10172H334H	17465	2	9
SYD363308	80063	2	11	112	04009	5	4
39D363359	80063	2	26	1600	72512	2	29
SYD363519	80063	2	20	21	81349	5	14
SYD365465	80063	2	22	2106-7	23572	2	17
S9*A75348	80063	2	22	3954E	72143	2	33
9475490	80063	1	6	5DSP51AL24C	24455	2	13
S*A75495	80063	1	7	50ARS	24455	3	9
SY4	93410	2	31	50ON	72765	5	16
S175ALTC3	80058	1	1	55-225	72794	4	4
3175iC3	80058	1	1	585	73586	5	12
S175CYTC3	80058	1	1	666143-703	12436	2	14
S17S=C3	80058	1	1	710-412-1	60399	2	1
54-255	72794	2	16	7562X4	15605	2	30
S4250	72794	4	5	89G4570	24455	5	3
S6A250	72794	4	6	891	44094	5	5
UG1312	80058	2		21			

LATEST NATIONAL STOCK NUMBER ASSIGNMENTS

STOCK NUMBER	FIGURE NO.	ITEM NO.
5340-00-072-5496	1	6
5935-00-168-1345	5	9
6250-00-174-4684	7	3
5999-00-195-9698	4	1
5325-00-202-4073	5	19
6250-00-299-6093	5	17
5325-00-449-3236	6	7
6105-00-561-6321	2	2
5935-00-577-8846	5	11
5930-00-615-9376	2	30
5935-00-644-8597	5	10
5995-00-681-8449	2	37
5995-00-681-8470	2	28
5925-00-703-6084	2	7
5L10-00-714-8488	6	2
5930-00-734-5202	2	9
5410-00-752-2525	3	5
5120-00-752-8859	3	7
6690-00-793-9575	2	31
4030-00-805-1068	5	9
5930-00-865-6101	5	20

LATEST PART NUMBER ASSIGNMENTS

PART NUMBER	FSCM	FIGURE NO.	ITEM NO.
5521-1	03497	5	20

ADDITIONAL LATEST NATIONAL STOCK NUMBER ASSIGNMENT

STOCK NUMBER	FIGURE NO.	ITEM NO.
5925-00-815-6657	2	8

By Order of the Secretary of the Army:

BERNARD W. ROGERS  
*General, United States Army*  
*Chief of Staff*

Official:

PAUL T. SMITH  
*Major General, United States Army*  
*The Adjutant General*

DISTRIBUTION:

*Active Army:*


USASA (2)	Instls (2) except
COE (1)	Ft Gordon (10)
TSG (1)	Ft Huachuca (10)
USAARENBD (1)	Ft Carson (5)
DARCOM (1)	Ft Richardson (ECOM Ofc) (2)
TRADOC (2)	LBAD (141)
OS Maj Cmd (4)	SAAD (30)
LOGCOMDS (3)	TOAD (14)
MICOM (2)	SHAD (3)
TECOM (2)	Ft Gillem (10)
USACC (4)	Sig FLDMS (1)
MDW (1)	Units org under fol TOE:
Armies (2)	(1 copy each unit)
Corps (2)	7
HISA (Ft Monmouth) (33)	11-35
SvcColleges (1)	11-85
USASIGS (5)	11-86
USAADS (2)	11-97
USAFAS (2)	11-98
USAARMS (2)	11-117
USAIS (2)	11-127
USAES (2)	11-137
USAICS (3)	11-500 (AA-AC)
MAAG (1)	17
USARMIS (1)	29-34
USAERDAA (1)	29-136
USAERDAW (1)	37

NG: None

USAR: None

For explanation of abbreviations used, see AR 310-50.

RECOMMENDED CHANGES TO EQUIPMENT TECHNICAL PUBLICATIONS

 <div style="border: 1px solid black; border-radius: 15px; padding: 5px; display: inline-block; margin-left: 10px;"> <p style="margin: 0;"><i>THEN...JOT DOWN THE DOPE ABOUT IT ON THIS FORM. CAREFULLY TEAR IT OUT, FOLD IT AND DROP IT IN THE MAIL.</i></p> </div>		SOMETHING WRONG WITH PUBLICATION		
		FROM: (PRINT YOUR UNIT'S COMPLETE ADDRESS)		
PUBLICATION NUMBER		DATE SENT		
PUBLICATION DATE		PUBLICATION TITLE		
BE EXACT PIN-POINT WHERE IT IS				
PAGE NO.	PARA- GRAPH	FIGURE NO.	TABLE NO.	<p style="font-weight: bold; margin: 0;">IN THIS SPACE, TELL WHAT IS WRONG AND WHAT SHOULD BE DONE ABOUT IT.</p>
PRINTED NAME, GRADE OR TITLE AND TELEPHONE NUMBER			SIGN HERE	

# THE METRIC SYSTEM AND EQUIVALENTS

## WEIGHT MEASURE

1 Centimeter = 10 Millimeters = 0.01 Meters = 0.3937 Inches  
 1 Meter = 100 Centimeters = 1000 Millimeters = 39.37 Inches  
 1 Kilometer = 1000 Meters = 0.621 Miles

## WEIGHTS

1 Gram = 0.001 Kilograms = 1000 Milligrams = 0.035 Ounces  
 1 Kilogram = 1000 Grams = 2.2 lb.  
 1 Metric Ton = 1000 Kilograms = 1 Megagram = 1.1 Short Tons

## LIQUID MEASURE

1 Milliliter = 0.001 Liters = 0.0338 Fluid Ounces  
 1 Liter = 1000 Milliliters = 33.82 Fluid Ounces

## SQUARE MEASURE

1 Sq. Centimeter = 100 Sq. Millimeters = 0.155 Sq. Inches  
 1 Sq. Meter = 10,000 Sq. Centimeters = 10.76 Sq. Feet  
 1 Sq. Kilometer = 1,000,000 Sq. Meters = 0.386 Sq. Miles

## CUBIC MEASURE

1 Cu. Centimeter = 1000 Cu. Millimeters = 0.06 Cu. Inches  
 1 Cu. Meter = 1,000,000 Cu. Centimeters = 35.31 Cu. Feet

## TEMPERATURE

$5/9(^{\circ}\text{F} - 32) = ^{\circ}\text{C}$   
 212° Fahrenheit is equivalent to 100° Celsius  
 90° Fahrenheit is equivalent to 32.2° Celsius  
 32° Fahrenheit is equivalent to 0° Celsius  
 $9/5^{\circ}\text{C} + 32 = ^{\circ}\text{F}$

## APPROXIMATE CONVERSION FACTORS

TO CHANGE	TO	MULTIPLY BY
Inches	Centimeters	2.540
Feet	Meters	0.305
Yards	Meters	0.914
Miles	Kilometers	1.609
Square Inches	Square Centimeters	6.451
Square Feet	Square Meters	0.093
Square Yards	Square Meters	0.836
Square Miles	Square Kilometers	2.590
Acres	Square Hectometers	0.405
Cubic Feet	Cubic Meters	0.028
Cubic Yards	Cubic Meters	0.765
Fluid Ounces	Milliliters	29.573
its	Liters	0.473
arts	Liters	0.946
allons	Liters	3.785
Ounces	Grams	28.349
Pounds	Kilograms	0.454
Short Tons	Metric Tons	0.907
Pound-Feet	Newton-Meters	1.356
Pounds per Square Inch	Kilopascals	6.895
Miles per Gallon	Kilometers per Liter	0.425
Miles per Hour	Kilometers per Hour	1.609

TO CHANGE	TO	MULTIPLY BY
Centimeters	Inches	0.394
Meters	Feet	3.280
Meters	Yards	1.094
Kilometers	Miles	0.621
Square Centimeters	Square Inches	0.155
Square Meters	Square Feet	10.764
Square Meters	Square Yards	1.196
Square Kilometers	Square Miles	0.386
Square Hectometers	Acres	2.471
Cubic Meters	Cubic Feet	35.315
Cubic Meters	Cubic Yards	1.308
Milliliters	Fluid Ounces	0.034
Liters	Pints	2.113
Liters	Quarts	1.057
ers	Gallons	0.264
ms	Ounces	0.035
ograms	Pounds	2.205
Metric Tons	Short Tons	1.102
Newton-Meters	Pounds-Feet	0.738
Kilopascals	Pounds per Square Inch	0.145
ometers per Liter	Miles per Gallon	2.354
ometers per Hour	Miles per Hour	0.621

